


TIF SERIES

Tank Mounted Return Line Filter Assembly



FEATURES

Direct tank mounting or in-line.

3 sizes with flows to 30 GPM.

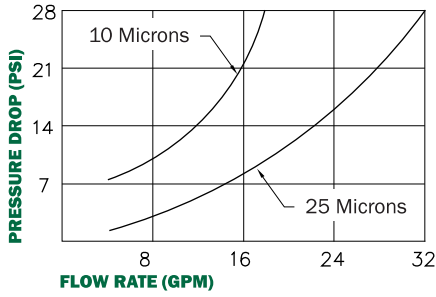
15 PSID by-pass standard.

Elements replaceable through cover.

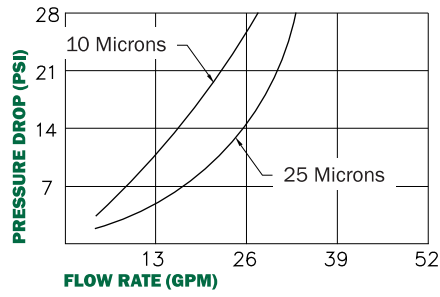
Suitable for mineral/petroleum based oils.

PRESSURE DROP

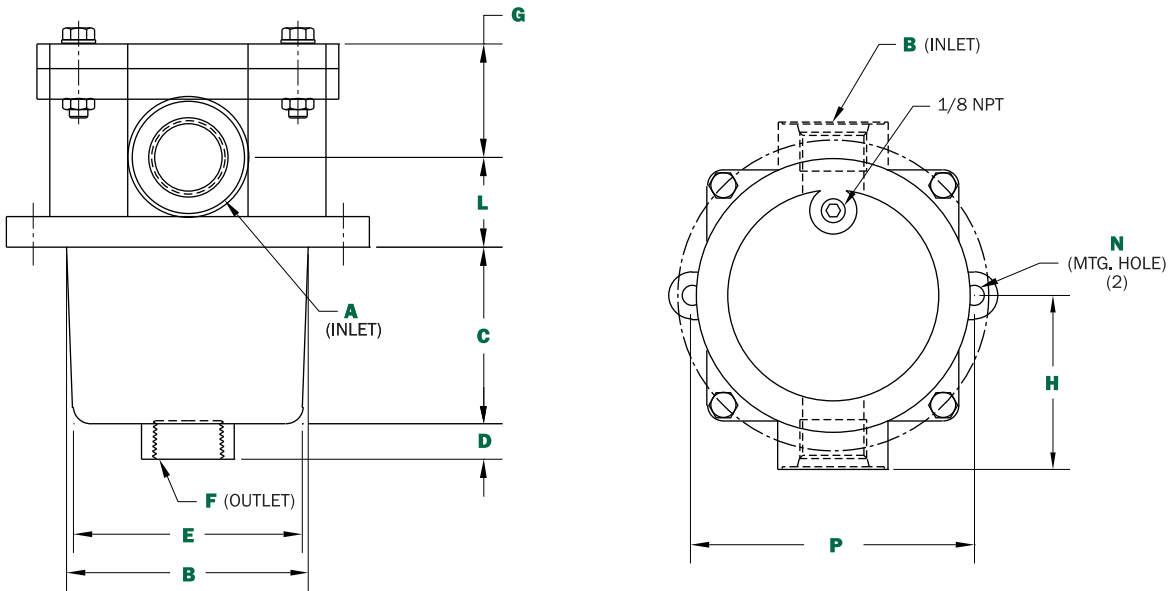
TIF-06



TIF-08



DIMENSIONS



SPECIFICATIONS

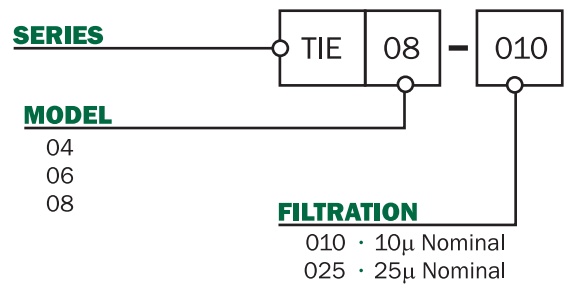
MODEL	DIMENSIONS											ELEMENT AREA (Sq. In.)	WT (lbs)	
	PORT A (NPT)	PORT B (NPT)	B	C	D	E	PORT F (NPT)	H	I	L	N			P
TIF04	1/2"	None	2.56"	2.56"	.51"	2.44"	1/2"	2.01"	.98"	.79"	.26"	3.54"	110	2
TIF06	3/4"	None	3.50"	2.56"	.51"	3.31"	3/4"	2.76"	1.65"	1.30"	.32"	4.49"	190	3.3
TIF08	1"	None	3.50"	4.25"	.51"	3.31"	3/4"	2.76"	1.65"	1.30"	.32"	4.49"	380	3.75
TIF06/08	1"	3/4"	3.50"	4.25"	.51"	3.31"	3/4"	2.76"	1.65"	1.30"	.32"	4.49"	380	4

TIF SERIES

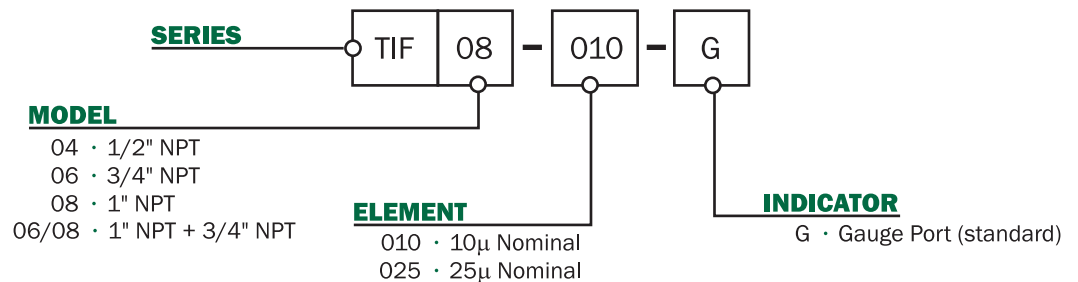
Tank Mounted Return Line Filter Assembly



FILTER ELEMENTS



ORDERING CODE



ACCESSORIES

GAUGES

P77-7003
0-60 PSI Gauge (Indication at 15 PSI)

P77-7004
0-60 PSI Gauge (Indication at 25 PSI)

P77-7021
0-30" Hg Vacuum Gauge

SWITCHES

P77-7006
Electrical (with 12") wire leads .
Set point (rising) 22 PSI.

P77-7005
Electrical (with DIN 43650)
3 pole connection - Pressure (22 PSI).